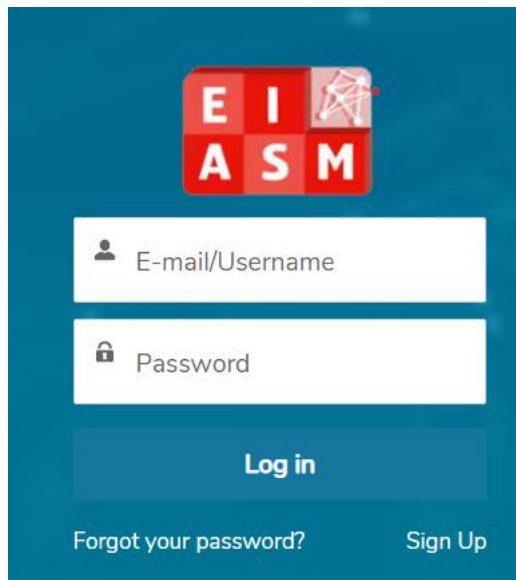


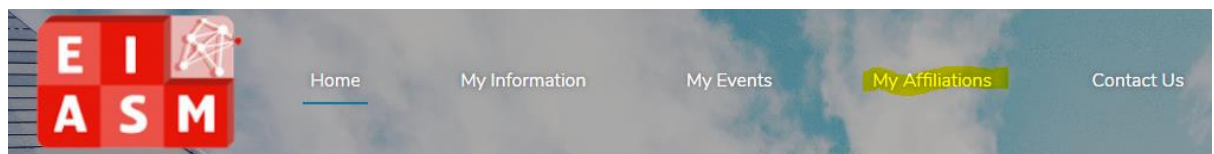
## How to renew your EurOMA membership as PhD student and Retired Academic

1. Log in to <https://eiasm.my.site.com/>
2. Use your EIASM's profile credentials. If you do not have a profile yet, create it (sign up). If you cannot remember your password, click on *Forgot your password?*

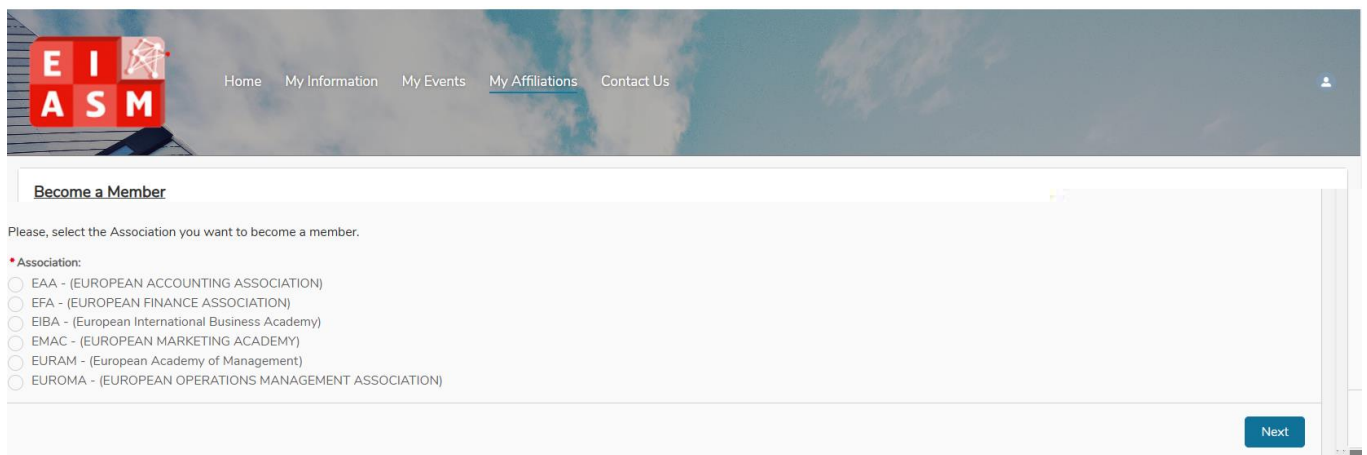


The image shows a login form for EIASM. At the top is the EIASM logo, which consists of the letters 'E', 'I', 'A', 'S', 'M' in white on a red grid background, with a network diagram icon to the right. Below the logo are two input fields: the first is labeled 'E-mail/Username' and the second is labeled 'Password'. Below these fields is a blue 'Log in' button. At the bottom of the form are two links: 'Forgot your password?' and 'Sign Up'.

3. Click on *My Affiliations*




4. Select **EurOMA** and click on *Next*



The image shows the 'Become a Member' page on the EIASM website. The EIASM logo is on the left. To its right are five menu items: 'Home', 'My Information', 'My Events', 'My Affiliations', and 'Contact Us'. The 'My Affiliations' item is highlighted with a blue background. Below the menu is a section titled 'Become a Member' with the text 'Please, select the Association you want to become a member.' Below this text is a list of associations with radio buttons next to them: EAA - (EUROPEAN ACCOUNTING ASSOCIATION), EFA - (EUROPEAN FINANCE ASSOCIATION), EIBA - (European International Business Academy), EMAC - (EUROPEAN MARKETING ACADEMY), EURAM - (European Academy of Management), and EUROMA - (EUROPEAN OPERATIONS MANAGEMENT ASSOCIATION). At the bottom right of the page is a blue 'Next' button.

5. Select the year and click on *Next*



6. Tick the appropriate box and click on *Next*

Would you like to inform us about additional information? If not, click next.

I am a PhD Student

I am a Retired Academic

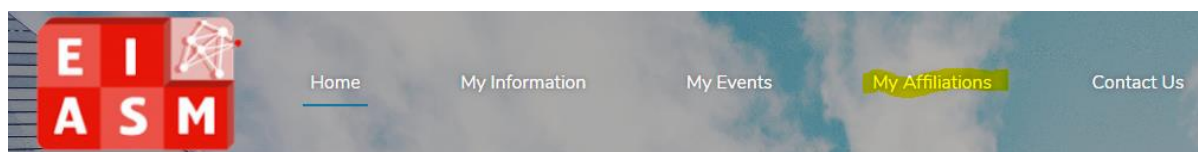
Upload your proof. It needs to be approved by the EurOMA Secretariat.

Please upload your letter of proof

Or drop files

Once your proof has been approved by the EurOMA Secretariat, follow the steps 3 ,4 and 5 again:

3. Click on *My Affiliations*



4. Select **EurOMA** and click on *Next*

**Become a Member**


Please, select the Association you want to become a member.

\* Association:

- EAA - (EUROPEAN ACCOUNTING ASSOCIATION)
- EFA - (EUROPEAN FINANCE ASSOCIATION)
- EIBA - (European International Business Academy)
- EMAC - (EUROPEAN MARKETING ACADEMY)
- EURAM - (European Academy of Management)
- EUROMA - (EUROPEAN OPERATIONS MANAGEMENT ASSOCIATION)

[Next.](#)

5. Select the year and click on *Next*



Select the EurOMA reduced membership fee and click on *Next*

6. Review your billing details. If you want to modify your billing information and to include your University's VAT number tick *Want to modify billing details?* Click on *Next*:

**New Become an Association Member**

**Please validate your purchase and your billing address:**

**Product:**  
One year membership: € 130,00 (VAT not included).

**Billing Address:**  
Rue Neuve 1  
1000 Brussels  
, Belgium

**VAT Number :**  
 Want to modify billing details?

[Previous](#) [Next.](#)